



We need a separate table for challah, juice etc. so nothing spills on the Torah.

2 Chairs




Table for Ark/ Torah

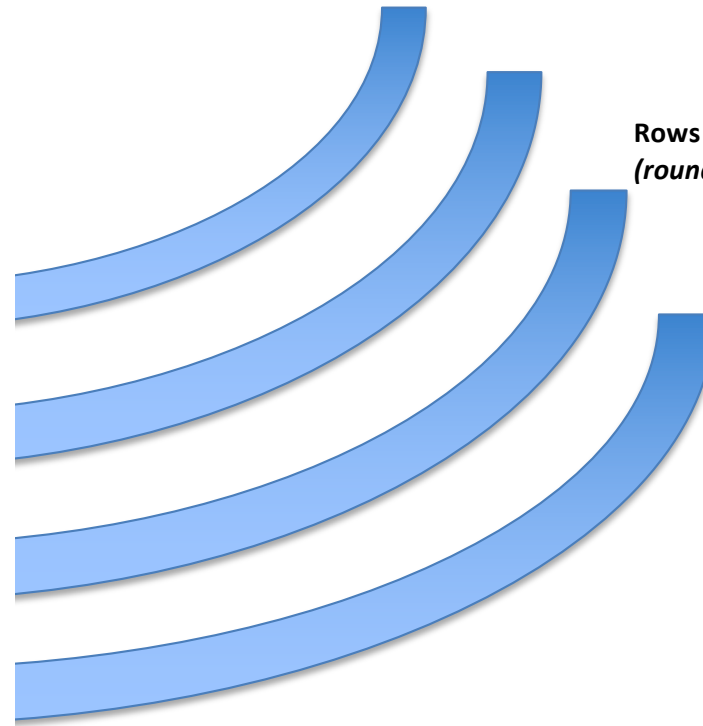

Adventure Judaism

Bar & Bat Mitzvah Ceremony Setup Diagram



Table or Podium to Lead Service

*If reading Torah at a table (not standing in circle) you must have table.
If you are reading Torah in a circle, a podium will work here.*



Rows of Chairs
(rounded or straight)



Table for Prayerbooks

**SHADE IS
IMPORTANT!**

*Your guests will wilt
in Colorado's direct sun.*

Bring With You To Bar/Bat Mitzvah Ceremony:

2 Microphones (Rabbi may be able to bring all the sound equipment)
2 Boom Mike Stands (leaders need to be hands-free)
1 Sound System w/ extension cord or battery powered
3-4 Tables and Tablecloths (see diagram)
Podium (optional)
Bottle Grape Juice and small cups for those be called up for Kiddush
Water for Student
Kiddush Cup
Challah
Challah Cover
Student's Binder
Student's Speech
Parent's Speech
Tallit for Student (optional)
Kippah (and clips/ bobby pins) for Student (optional)
Printed Programs (optional)
Tallitot & Kippot for guests (optional, you don't need to have these)
Havdallah Candle, Spice Box, Wine, Matches (if Sat night)
Shabbat Candle Sticks, Candles, Matches (if Fri night)



A Real Rain Plan Is:

1. Nice enough so that you don't mind using it.
2. Realistic.
3. Adjacent to the regular site but if not, prepare to make the venue switch at least 2-hours before your start time.
4. Remember to plan how to notify your guests of a location change.